

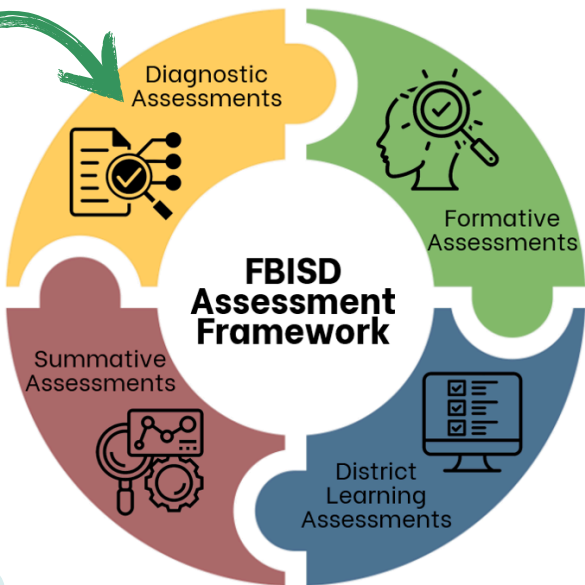


CONNECTING ASSESSMENT & LEARNING

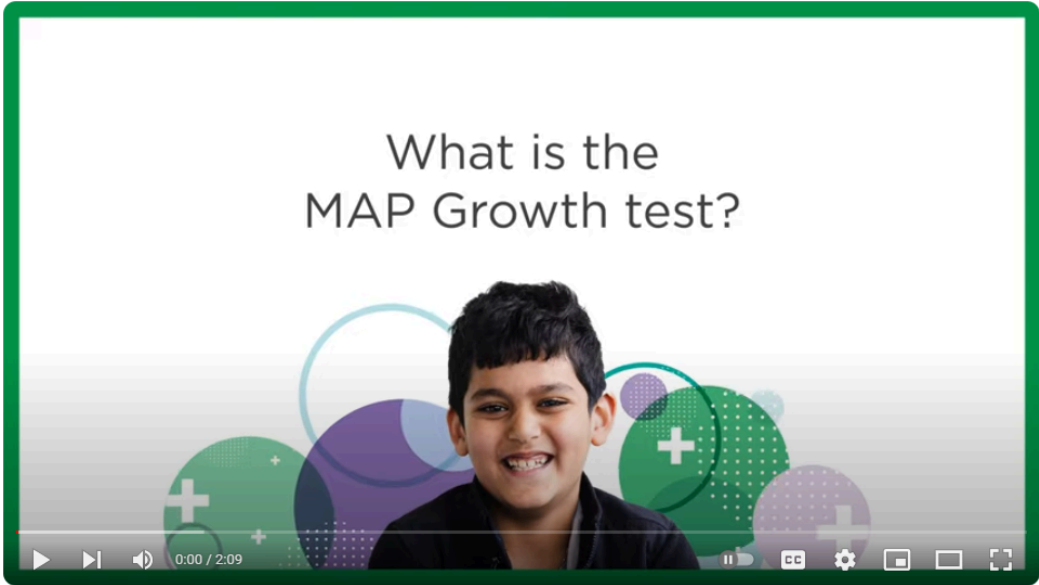
MEASURING ACHEIVEMENT WITH NWEA’S **MAP GROWTH**

FBISD’s Diagnostic Assessment

Measures of Academic Progress (**MAP Growth**) is the newly adopted online **universal screener** for elementary, middle, and high school students in Fort Bend ISD. The MAP assessments are **computer-adaptive**, meaning the questions adjust to each student’s performance. Serving as a **diagnostic** assessment in FBISD’s **balanced assessment framework**, MAP provides critical data to inform instruction and measure student growth. The videos below will provide you with a basic understanding of MAP Growth and how the assessment differs from other standard assessments.



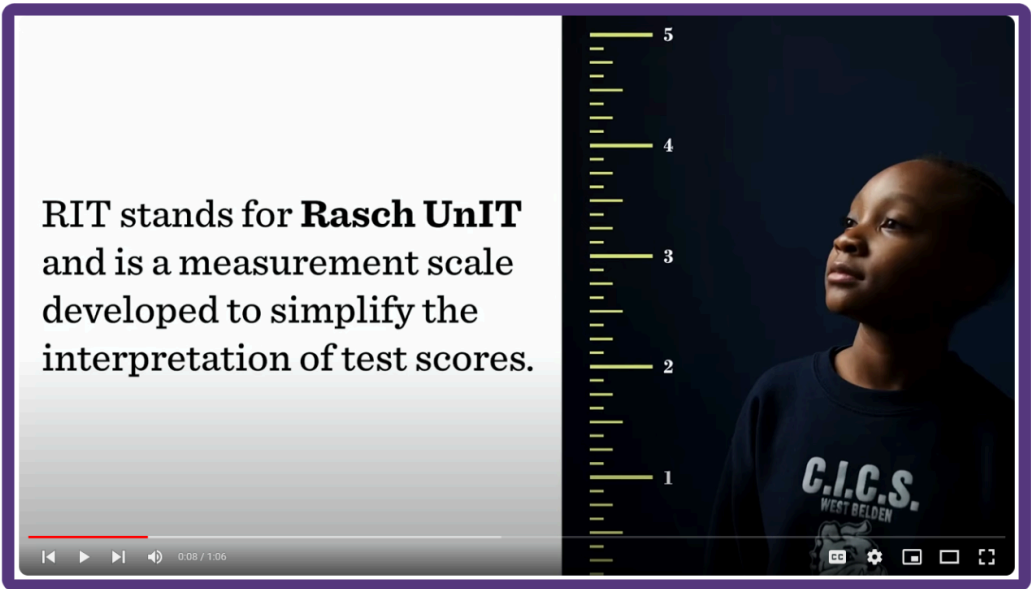
How MAP Growth Works



MAP Growth is designed to support **student learning** and **data-informed decisions**. View the video to the left for an overview of what you can expect when students take the MAP Growth Assessment. You will also learn about RIT scores and what they mean.

Understanding RIT Scores

MAP Growth data is provided in the form of a **RIT Score**. View the video to the right for an overview of what every educator should understand about RIT scores and how they measure student learning.



Who Takes MAP Growth and When?

- **All students in grades K-10** will take MAP Growth, but the specific assessment will vary based on enrolled grade level or course (see tables below)
- Assessments are administered **three** times a year: BOY, MOY, and EOY
- Administration windows are **shorter** this year and will be **published on the district’s assessment calendar**

Enrolled Grade ↓ Assessment →	Fluency	Reading K-2	Math K-2	Reading 2-5	Math 2-5	Science 2-5
K	X	X	X			
1	X	X	X			
2	X			X	X	
3				X	X	X
4				X	X	X
5				X	X	X

Enrolled Grade ↓ Assessment →	Reading 6+	Math 6+	Science 6+	Algebra I	Geometry	Algebra II	Biology
6	X	X	X				
7	X	X	X				
8	X	X	X				
Algebra I				X			
Geometry					X		
Algebra II						X	
English I	X						
English II	X						
Biology							X

Additional Information

- MAP Growth assessments serve as the district’s Student Growth Measure tool for the **Teacher Incentive Allotment**
- Training on the platform, proctoring, and reports will be offered throughout the year to multiple stakeholder groups
- Visit the [Tech Training Library linked here](#) for support resources